




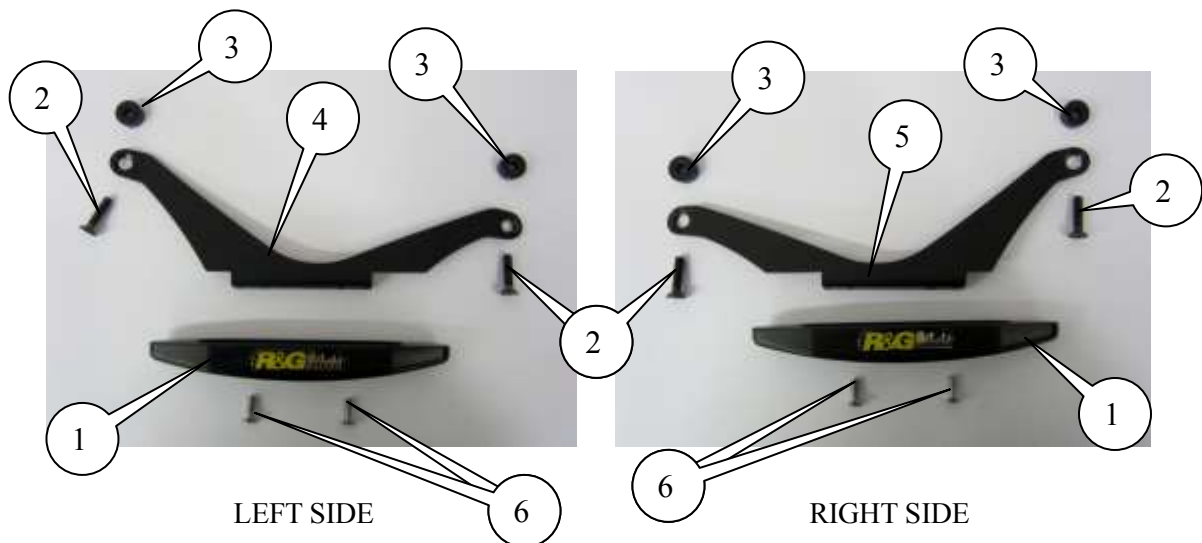
FITTING INSTRUCTIONS FOR TP0017 FOOTBOARD SLIDERS
HONDA NSC50R 2013



THIS KIT CONTAINS THE ITEMS PICTURED AND LABELLED BELOW.
DO NOT PROCEED UNTIL YOU ARE SURE ALL PARTS ARE PRESENT.

Please note that the way the kit is packed does not necessarily represent the way of mounting to the bike.

THE PARTS SHOWN MAY BE REPRESENTATIVE ONLY (FOR CLARITY OF INSTRUCTIONS ONLY)





LEGEND

ITEM 1 = SLIDER (SL0008) (x2).

ITEM 2 = M6x25mm LONG COUNTERSUNK BOLTS (x4).

ITEM 3 = SPACER (S0209) 8mm LONG (x4).

ITEM 4 = MOUNTING PLATE LEFT SIDE (MP0045) (x1).

ITEM 5 = MOUNTING PLATE RIGHT SIDE (MP0046) (x1).

ITEM 6 = M5x12mm LONG COUNTERSUNK BOLTS (x4).

Please note that in cases where kits are packed with rubber washers holding the components onto the bolt – *the rubber washers should be thrown away!*

TOOLS REQUIRED

- Set of metric Allen keys to include 3 & 4mm A/F sizes.
- 10mm Socket and wrench.



Picture 1



Picture 2



Picture 3



Picture 4



FITTING INSTRUCTIONS

- Take the left side mounting plate (item 4) and fit the slider (item 1) using two of the M5 countersunk bolts (item 6). Fit the bolts through the slider and screw into the mounting plate and tighten, as shown in picture 1.
- Remove the two bolts from the footboard, as shown in picture 1.
- Locate two spacers (item 3 – S0209 – 8mm long) where the two bolts have been removed from, as shown in picture 3.
- Offer the R&G footboard slider assembly into position and insert the M6 x 25mm long countersunk bolts (item 2) through the mounting plate and spacers, before tightening evenly, as shown in picture 4.
- To fit the right side, follow the same procedure as above, using the right side mounting plate (item 5).

05/02/2013 AR

CONSUMER NOTICE


The catalogue description and any exhibition of samples are only broad indications of the Products and R&G may make design changes which do not diminish their performance or visual appeal and supplying them in such state shall conform to the order. The Buyer acknowledges no representation or warranty (other than as to title) has been given or will apply to the Products other than those in R&G's order or confirmation and the Buyer confirms it has chosen the Products as being of merchantable quality and suitable for its particular purposes. Where R&G fits the Products or undertakes other services it shall exercise reasonable skill and care and rectify any fault free of charge unless the workmanship has been disturbed. The Buyer is responsible for ensuring that the warranty on the motorcycle is not affected by the fitting of the Products. On return of any defective Products R&G shall at its option either supply a replacement or refund the purchase money but shall not be liable if the Products have been modified or used or maintained otherwise than in accordance with R&G's or manufacturer's instructions and good engineering practice or if the defect arises from accident or neglect. Other than identified above and subject to R&G not limiting its liability for causing death and personal injury, it shall not be liable for indirect or consequential loss and otherwise its liability shall be limited to the amounts paid by the Buyer for the Products or the fitting or service concerned. These terms do not affect the Buyer's statutory rights.

R&G RACING RETURNS POLICY (NON-FAULTY GOODS)

Returns must be pre-authorized (if not pre-authorized the return will be rejected). Goods may only be returned direct to us if they were purchased direct from us (customer must prove if necessary). Otherwise to be returned to original vendor. Goods must be in re-sellable condition, in the opinion of R&G Racing. All returns are subject to a 25% restocking and handling fee (25% of the gross value exc. P&P – at the prevailing price at time of purchase). The customer must pay any and all carriage charges. No returns of discontinued products, unless within 14 days of purchase. This policy does not affect your statutory rights and does not refer to faulty goods.



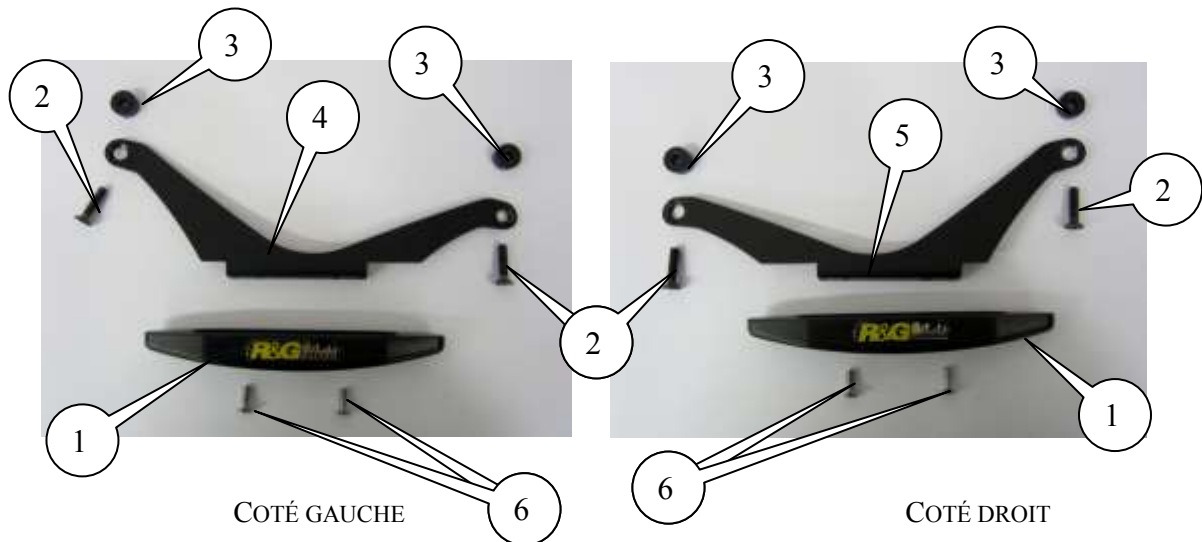
**Instructions de montage pour TP0017 Sliders marche pied
HONDA NSC50R 2013**



LE KIT CONTIENT LES ARTICLES EXPOSES CI-DESSOUS, VERIFIER QUE TOUTES LES PIECES SOIENT PRESENTES AVANT DE PROCEDER AU MONTAGE.

LA FAÇON DONT LE KIT EST EMBALLE NE CORRESPOND PAS FORCEMENT A LA FAÇON DE MONTER LES PIECES SUR LA MOTO.

LES PIECES PRESENTEES PEUVENT N'ETRE QUE REPRESENTATIVES, AFIN DE FACILITER ET CLARIFIER LES INSTRUCTIONS DE MONTAGE.





LEGENDE

- ARTICLE 1 = SLIDER (SL0008) (x2).
ARTICLE 2 = M6x25mm BOULONS (x4).
ARTICLE 3 = ENTRETOISES (S0209) 8mm de long (x4).
ARTICLE 4 = PLAQUE DE MONTAGE COTE GAUCHE (MP0045) (x1).
ARTICLE 5 = PLAQUE DE MONTAGE COTE DROIT (MP0046) (x1).
ARTICLE 6 = M5x12mm BOULONS (x4).

NOTEZ QUE SI LES KITS SONT EMBALLES AVEC DES RONDELLES EN CAOUTCHOUC SERVANT A TENIR LES COMPOSANTS, CES RONDELLES DOIVENT ETRE JETEES.

OUTILS REQUIS

- Jeu de clés Allen 3 & 4mm.
 - Clé de 10mm.



Photo 1



Photo 2



Photo 3



Photo 4



Instructions de montage:

- Prendre la plaque de montage coté gauche (Article 4) et installer le slider (Article 1) en utilisant 2 des boulons M5 (Article 6). Insérez les boulons à travers le slider et visser dans le support de montage puis serrer (Photo 1).
- Enlevez les 2 boulons du marche pied (Photo 1).
- Placer 2 entretoises (Article 3 – S0209 – 8mm de long) où les 2 boulons ont été enlevés (Photo 3).
- Monter l'assemblage de slider marche pied R&G en position et insérer les boulons M6 x 25mm (Article 2) dans la plaque de montage et les entretoises, avant de serrer de façon égale (Photo 4).
- Pour le coté droit, suivez la même procédure que ci dessus, en utilisant le support de montage coté droit (Article 5).

05/02/2013 AR

CONSUMER NOTICE

The catalogue description and any exhibition of samples are only broad indications of the Products and R&G may make design changes which do not diminish their performance or visual appeal and supplying them in such state shall conform to the order. The Buyer acknowledges no representation or warranty (other than as to title) has been given or will apply to the Products other than those in R&G's order or confirmation and the Buyer confirms it has chosen the Products as being of merchantable quality and suitable for its particular purposes. Where R&G fits the Products or undertakes other services it shall exercise reasonable skill and care and rectify any fault free of charge unless the workmanship has been disturbed. The Buyer is responsible for ensuring that the warranty on the motorcycle is not affected by the fitting of the Products. On return of any defective Products R&G shall at its option either supply a replacement or refund the purchase money but shall not be liable if the Products have been modified or used or maintained otherwise than in accordance with R&G's or manufacturer's instructions and good engineering practice or if the defect arises from accident or neglect. Other than identified above and subject to R&G not limiting its liability for causing death and personal injury, it shall not be liable for indirect or consequential loss and otherwise its liability shall be limited to the amounts paid by the Buyer for the Products or the fitting or service concerned. These terms do not affect the Buyer's statutory rights.

R&G RACING RETURNS POLICY (NON-FAULTY GOODS)

Returns must be pre-authorized (if not pre-authorized the return will be rejected). Goods may only be returned direct to us if they were purchased direct from us (customer must prove if necessary). Otherwise to be returned to original vendor. Goods must be in re-sellable condition, in the opinion of R&G Racing. All returns are subject to a 25% restocking and handling fee (25% of the gross value exc. P&P – at the prevailing price at time of purchase). The customer must pay any and all carriage charges. No returns of discontinued products, unless within 14 days of purchase. This policy does not affect your statutory rights and does not refer to faulty goods.